





ASSA ABLOY

The HES 1500 and 1600 Series Electric Strikes set a new standard in the industry by offering dynamic integrated adjustability and field configurable options compatible with any cylindrical or mortise lock. The modular design of the platform makes stocking and installing easier with interchangeable faceplates and accessories. For the first time, the aesthetics of an electric strike are complimentary to other surrounding door hardware and blend in with the opening due to the fully finished design available in seven finishes.

COMPARISON CHART

| Manufacturer | WITH DEADBOLT | | WITHOUT DEADBOLT | |
|--|---|---|---|---|
| | HES 1600 | HES 1006 | HES 1500 | HES 4500 |
| Model |  |  |  |  |
| Certifications & Listings | | | | |
| UL 10C 3 hour single door fire-rated | Y | Y | Y | Y |
| UL 10C 1-1/2 hour doubled door fire-rated | Y | Y | Y | N |
| CAN4-S104 (ULC-S104) fire door conformant | Y | Y | Y | Y |
| UL 1034 burglary-resistant listed | Y | Y | Y | Y |
| UL 1034 burglary-resistant listed for outdoor use | Y | Y | Y | N |
| UL 294 (6th edition) listed | Y | Y | Y | Y |
| Environmental Product Declaration | Intended | Y | Intended | Intended |
| ANSI/BHMA A156.31 Grade 1 | Y | Y | Y | Y |
| NFPA-252 fire door conformant | Y | Y | Y | Y |
| ASTM-E152 fire door conformant | Y | Y | Y | Y |
| ANSI/SDI 250.13 windstorm resistant | Y | Y | Y | N |
| ANSI-ASTM E330 | Y | Y | Y | N |
| Florida Building Code approved TAS 201, 202, 203 | Y | Y | Y | N |
| California Fire Marshal listed | Y | N | Y | Y |
| RoHS compliant | Y | Y | Y | Y |
| Patented design | Applied | Y | Applied | Y |
| Standard Features | | | | |
| Accommodates cylindrical and mortise latchbolts | Y | Y | Y | Y |
| Accommodates all brands of mortise locks | Y | Y | Y | N |
| Accommodates 1" deadbolts | Y | Y | N | N |
| Release and recapture 1" deadbolt | N | Y | N | N |
| Installs in fire listed 2" frame with 1/2" drywall | N | N | Y | Y |
| Strike body depth | 1-5/8" | 1-11/16" | 1-3/8" | 1-3/8" |
| Strike cavity height | 3-1/4" | 3-1/4" | 3-1/4" | 2-11/16" |
| Tamper resistant stainless steel construction | Y | Y | Y | Y |
| Static strength (lbs) | 1500 | 3070 | 1500 | 3000 |
| Dynamic strength (ft-lbs) | 70 | 350 | 70 | 70 |
| Endurance (cycles) | 1M | 1M | 1M | 1M |
| Full finished face plate keeper case and trim | Y | N | Y | N |
| Field selectable fail safe/fail secure | Y | N | Y | Y |
| Non-handed | Y | Y | Y | Y |
| Horizontal adjustment | Integrated | Shims | Integrated | Shims |
| Plug-in connector | Y | Y | Y | Y |
| Trim enhancer included | Y | Y | Y | Y |
| Lip extension (sizes) | 1/2" | 1+" | 1/2" | N |
| Lock monitor | Field Install* | Y | Field Install* | Y |
| Lock door position monitor | Factory Install | N | Factory Install* | N |
| Strike locked monitor | Y | N | Y | Y |
| Metal template kit for easy installation | Y | Y | Y | Y |
| Frame type | All | All | All | All |
| Available finishes | 7 | 7 | 7 | 7 |
| Standard Electrical | | | | |
| Dual voltage 12 or 24 | Y | Y | Y | Y |
| AC or DC | Y | N | Y | Y |
| Current at 12 volts | 0.24 A | 0.45 A | 0.24 A | 0.24 A |
| Current at 24 volts | 0.12 A | 0.25 A | 0.12 A | 0.12 A |
| Continuous duty | Y | Y | Y | Y |
| PoE friendly (under 0.25 amps) | Y | N | Y | Y |